




PI057 Standard Features

- CFM Range: 535 to 1340 CFM
- Blower RPM Range: 1700 to 3000 RPM
- Reduced Noise, Due to Port and Lobe Design
- Twin Drive Shafts Allow for Universal Bi-Directional Mounting
- Extra Large Oil Sight Glasses for Easy Viewing
- Replaceable Drive Shaft Wear Sleeve
- Drive Shaft Seal Guard to Protect Seal from Road Debris
- Drivers Side or Passenger Side Mounting Options
- Convenient Melt Plug Locations





PI057 Vertical Air Flow

- Low Profile Allowing for Maximum Ground Clearance
- Silencer Bolts onto Flanged Blower Connection
- Optional Camlock / Check Valve, (No Silencer)
- Requires the Least Amount of Frame Rail Space

PI057 Horizontal Air Flow

- Combination Blower and Silencer Mount Bracket
- Stainless Steel or Steel Silencer Options
- Across the Frame Air Filter Mounting
- Available Air Filter Mounting Bracket




PI057 Horizontal Air Flow w/Adjacent Air Filter

- Stainless Steel or Steel Silencer Options
- Positions Air Filter Next to the Silencer
- Available Air Filter Mounting Bracket
- Single Frame Rail Solution

Vacuum Filter Options

- All 304 Brushed Stainless Steel
- Standard 5" Side Outlet Option
- 5" Side Outlet & Vacuum Gauge
- 4" Bottom Outlet Option





P1057 Specifications and Capacities

Weight 419 lbs

Dimensions

- A 24.38"
- B 5.88"
- C 8.08"
- D 12.13"
- E 18.06"
- F 1 5/8" Shaft
x 3/8" Key

Performance Chart for Power Take-off Operation

PTO Speed RPM	Pressure Performance & Horsepower								Vacuum Performance & Horsepower					
	12 PSIG		16 PSIG		18 PSIG		19 PSIG		12" of Hg		16" of Hg		17" of Hg	
	CFM	BHP	CFM	BHP	CFM	BHP	CFM	BHP	CFM	BHP	CFM	BHP	CFM	BHP
1700	587	42	556	55	543	62	536	66	605	22	565	27	534	31
1800	633	44	602	59	589	66	582	69	651	22	611	27	580	31
1900	679	47	648	62	635	70	628	73	697	23	657	29	626	32
2000	725	49	694	65	681	73	674	77	743	24	703	30	672	35
2100	771	52	740	69	727	77	720	81	789	25	749	32	718	36
2200	817	54	786	72	773	81	766	85	835	27	795	33	764	38
2300	863	57	832	75	819	84	812	89	881	28	841	35	810	39
2400	909	59	878	79	865	88	858	93	927	29	887	36	856	41
2500	955	61	924	82	911	92	904	97	973	30	933	38	902	43
2600*	1001	65	970	85	957	96	950	101	1019	32	979	39	948	44
2700*	1047	67	1016	89	1003	100	996	105	1065	33	1025	41	994	46
2800*	1093	70	1062	92	1049	103	1042	109	1111	34	1071	42	1040	48
2900*	1139	72	1108	96	1095	107	1088	113	1157	35	1117	44	1086	50
3000*	1185	75	1154	99	1141	111	1134	117	1203	36	1163	45	1132	51

* Check PTO manufacturer's max RPM



2111 US Hwy 411 NE, Cartersville, GA 30121
800.471.8769 • www.truckblower.com



Made in USA

P1057 Brochure 07-2020